


Attività natalizie di Lingua Inglese

65

67

insegnante Trudy Menett



*a. s. 2000/2001 Scuola Comunale dell'Infanzia
"Don Minzoni e Saluzzo" - Modena*

THE STORY.

THE SNOWMAN by RAYMOND BRIGGS

- watch the video with the children commenting on the actions as it goes along.

The story line.

A BOY WAKES UP - IT'S BEEN SNOWING ALL NIGHT
HE QUICKLY GETS DRESSED GOES OUT TO PLAY.
HE MAKES SNOW BALLS AND THEN A SNOWMAN.
IN THE NIGHT THE SNOWMAN COMES TO LIFE
AND VISITS THE BOY. HE HAS A FANTASTIC ADVENTURE
WITH THE SNOWMAN. THE NEXT MORNING THE SNOW-
MAN HAS MELTING.

- Adapt the story into a small story for the children to act involving dressing - making a snowman, the snowman coming to life and looking around the house.

Stanza del Pajazzo di neve -

Songs. (Pujare di uene)

THE HAPPY SNOWMAN.

I'm a HAPPY SNOWMAN
SHORT AND FAT.
Here IS MY SCARF
AND HERE IS MY HAT
WHEN THE SUN IS SHINNING
I CANNOT STAY
DOWN DOWN, OH DEAR
I'm melting AWAY.

(To music "I'm a little tea pot!")

THIS IS THE WAY... (version of waltz)

THIS IS THE WAY I WASH MY FACE,
WASH MY FACE, WASH MY FACE,
THIS IS THE WAY I WASH MY FACE,
EARLY IN THE MORNING.

- BRUSH MY TEETH.
- TIE MY SHOE
- Put ON MY JACKET
- MAKE A SNOWMAN

(Traditional Tune)

IT'S COLD (freddo eddighiaments)

IT'S COLD, IT'S COLD Put ON your hat
IT'S COLD, IT'S COLD Put ON your gloves
IT'S COLD, IT'S COLD Put ON your scarf
IT'S COLD IT'S COLD today

Games.

1

DRESS THE BOY. (disege + jeni (laati))

ASK THE CHILDREN IN TURN TO put on a item of clothing. i.e put on his Jumper. (have one of each item)

- Pretend they have to get dressed and tell them what to put on. i.e put on your Jumper. They mime putting on this item. untill they are fully Dressed.
- Take off- same process but to get undressed.

- To make dressing the boy harder add The colour of the item. i.e- put on his blue trousers. (Have several of each item in different colours.)

What's missing? (osa manca - es. ul disege o eaue lloude)

Draw a Snowman on the blackboard or Piece of Paper, getting the children to name each piece as it's Drawn. Then Rub out a piece and ask what is missing? The child to respond in English gets to draw it back on again (IF on a piece of Paper - Draw another Snowman missing a piece each time) 3

Games

What's missing? 2nd version. (solo work)

THIS GAME CAN ALSO BE PLAYED WITH THE FACE. DRAW A FACE AND RUB OUT A DIFFERENT PIECE.

: SIMON SAID.

(A TRADITIONAL ENGLISH GAME.)

THE CHILDREN FOLLOW THE ORDERS BUT ONLY IF THE TEACHER SAYS SIMON SAID. IF THEY MAKE A MISTAKE THEY ARE ELIMINATED.

ie - Simon said BRUSH your Teeth.

Simon said Stamp your Feet

Simon said put on your hat
clap your hands.

who ever claps their hands is out.

BIG - SMALL - FAT - THIN. (raceo pieno / vuoto)

- LIKE SACCO PIENO SACCO VUOTO

THE CHILDREN FOLLOW THE COMANDS UNTIL THEY ARE OUT.

Activities.













1 - colour a snow man.
(colorare un jupus)

2 - make faces, cut out eyes, noses, mouths etc from magazines to make faces. children choose - big eyes small nose, brown hair. (to learn adjectives with nouns.)

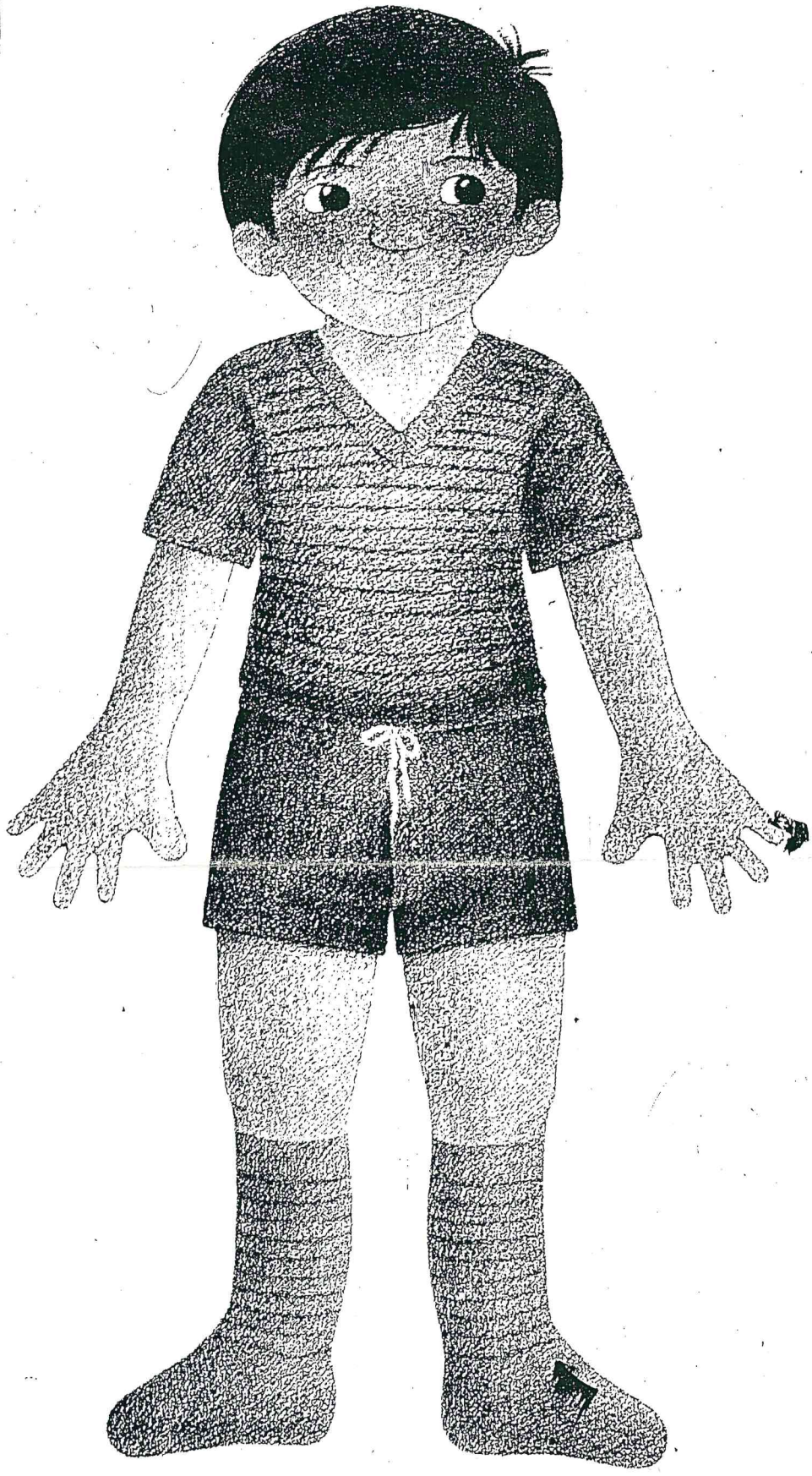
Fișele de poveste & compune un vers și
un element.


I'm A HAPPY SNOWMAN.





31 bambus da vestre.





Platz für Zeichnung.

Il presente documento è tratto dal sito web “Documentaria” del Comune di Modena: <https://documentaria.comune.modena.it>

Titolo: The Story: The Snowman

Sottotitolo: Attività natalizie di Lingua Inglese

Collocazione: LS 67



Comune di Modena



Copyright 2022 © Comune di Modena.

Tutti i diritti sono riservati.

Per informazioni scrivere a: memo@comune.modena.it