

Circolo di Castelvetro

«Laboratori a classi aperte
per l'apprendimento della letto-scrittura
nelle scuole elementari»

Fase Alfabetica

PERCORSO N° 3

Legge e Scrive Parole





U.D. e Materiali



Anno Scolastico 1998/99

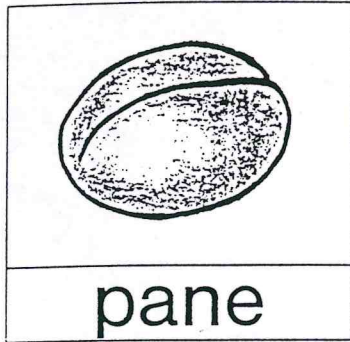
3 Legge e scrive


Obiettivo: Leggere e scrivere


'Contenuti'	'Attività'
1. Legge parole	<ul style="list-style-type: none">▪ L'insegnante utilizzando la macchina parolatrice facilita l'alunno nell'operazione di sintesi fonemica▪ Discrimina in una lista di parole (progressivamente più ampia) l'oggetto indicato attraverso:<ul style="list-style-type: none">◆ il modello scritto◆ il disegno▪ Collega un disegno al suo nome scritto e viceversa▪ Legge la parola orientata in vari sensi▪ Segmenta una linea di segni alfabetici riconoscendo parole▪ Trova le parole nascoste in una seriazione di grafemi (es. T PINOS)▪ L'insegnante informa l'alunno che sono state inventate delle figure strane alle quali è stato assegnato un nome strano. Successivamente invita l'alunno a riconoscere in un serie di figure presentate la figura precedente. (es.  SUBI) <p>(Trova SUBI   )</p>
2. Scrive parole	<ul style="list-style-type: none">▪ L'alunno scrive il grafema iniziale di ogni immagine :<ul style="list-style-type: none">◆ completando parole◆ componendo parole▪ Data un'immagine completa parole incomplete in orizzontale e verticale<ul style="list-style-type: none">◆ con caselle che indicano la successione di grafemi◆ con caselle evidenziate per i suoni che l'alunno ha difficoltà a discriminare (ombrello)▪ Data un'immagine l'alunno riordina i grafemi facilitato da caselle la successione dei segni▪ Giochi in cui si cambia l'ordine dei grafemi di una parola o si cambia un grafema con conseguente cambiamento semantico▪ Giochi in cui cambiasillabe / costruisce catene di parole utilizzando la sillaba finale (domino di sillabe)▪ L'insegnante detta parole che l'alunno scrive facilitato da:<ul style="list-style-type: none">◆ caselle che indicano la scansione dei grafemi◆ caselle evidenziate per i suoni che l'alunno ha difficoltà a discriminare (ombrello)▪ Compone parole utilizzando la macchina parolatrice▪ L'alunno compone acrostici utilizzando immagini che indicano la parola da scrivere all'interno di caselle che scandiscono la successione dei grafemi




Osserva e leggi le immagini: che cosa cambia?
Ritaglia e incolla le parole accanto all'immagine.









tane

rane

cane

pane



Cerca la sequenza BA e fa un cerchietto, come nell'esempio della prima riga

		B	A		
C	F	E	B A	T	
A	R	L	Z	B	A
T	B	F	B	A	S
L	C	A	B	M	F
B	A	N	R	A	G
D	E	B	A	A	F

Ricerca di sequenza di lettere

Quando trovi le tre lettere TUO, cerchiale. Quante sono?

T U O

A F S T U O G
L T R U O B F
N V G T L D E
P T U T U C Q
R Z T U G O S
F E T U O L I
T T T U O H M
U T T U O B E T

Ora trova MAR e cerchia.


M A R

A	F	R	A	M	A	G	R	S	U	Z
B	A	L	N	P	R	U	M	A	R	E
S	C	L	I	R	A	M	H	I	H	Q
T	V	E	G	O	L	I	G	Z	A	M
A	I	L	A	M	R	M	A	R	B	F
I	D	H	M	A	R	C	M	A	R	I
R	M	A	N	A	U	S	P	A	V	R
Z	A	R	M	O	M	A	R	T	Q	I
B	S	A	T	M	A	R	A	M	R	E
D	R	L	B	O	D	P	T	N	U	Q
H	M	A	R	Z	S	T	F	L	V	H
M	A	R	V	Z	A	L	I	O	R	A
C	G	R	S	A	M	R	A	M	A	R

Ora cerca ALI e cerchia.

A L I

A	F		A	L	I		R	S	U		
B	A	L		P	R		A	L	I	M	Q
S	C	L		A	D	F		I	M		
T	V		G	O	L		G	Z	I		
A	I	L	A			A	L	I		A	
I	D		A	L	I		M		L	I	
	L	A	N		U	S	P		V	R	
	L	I	A		A	L	I		Q	I	
B	A	L		A	L	I		C	A	L	
D	R		A	L		L	I	A	L		I
	A	L	I		S	A	L		L	I	A
A	L	I		Z	A	L		O	L		
C	G	H		L	I	A		A	L		I



In questo elenco cerchia la parola:

MIELE

MIELE

MELE

MIMO

LIEVE

NIENTE

BENE

MIELE

MIELE

MENO

MICIO

MIRTO

MIELE



In questo elenco cerchia la parola:

PIEDE

PENDIO

MANO

PIEDE

PIERO

DITO

PIEDE

TIEPIDO

PIEDE

PERO

PIANO

DIECI

DIEDE

PIEDE

SIEDE

PIEDE



In questo elenco di parole cerchia la parola:

GELATO

PELATA GELATA INSALATA GELATO MALATO

PANNA YOGURT GELATO GENEROSO

GENIO GUSTOSO FREDDO CREMOSO

GELATO VELATO GELATO GIRASOLE

DOLCE GHIACCIO MIELE GELATO BIANCO

PESCA GELATO GELATO GELATA GIOCO

GIOSTRA GENTILE GELATO GENIO GESTO

GIGLIOLA GELATO LIMONE VASCA NONNO

AGENDA SALATO DOLCE FRAGOLA AMARO

GELATO GELO GRANDE GIRANDOLA



In questo elenco di parole cerchia le parole:

BIBITA - DITALE

DITO	DITATA	BIBITA	BERE	BULLO
BELLO	DITALE	DOLCE	BENVENUTO	
DITALE	DIMMELO	BALENA	BIBITA	FRESCA
AGHI	BISONTE	STOFFA	PUNGENTE	
DORATA	DITALE	BALCONE	BIBITA	BIBERON
BIBITA	BIBITA	BANDA	PANDA	DITALE
DOLCE	PEPSI	DITALE	BIBITA	DITALE
MANTA	NONNA	DITALE	DADO	DIDO
DITALE	BINGO	BIBITA	DITALE	BIMBI
BIDITA	DICONO	DITALE	FRIZZANTE	



In questo elenco cerchia la parola:

fieno

fino

fieno

fiele

dietro

miele

siede

fieno

fieno

ariete

fieno

cielo

erba



In questo elenco cerchia la parola:

scivolo

scivolo

scendere

tavolo

sci

volo

scivolo

scettro

scivolo

viscido

piacevole

scivoloso

sole

scivolo

sfuggente

scimitarra



In questo elenco cerchia la parola:

balena

benda	bandolo	balena	alleva	allena
balena	pesce	bambi	dondolo	panino
bambola	balena	balena	nave	ditale
quadro	marino	pescecane	orca	balena
balena	paletta	sughero	enorme	sabbia
birichino	nutella	grande	baleno	scura
balena	balena	rimbalzo	orca	bianco
dietro	balena	acqua	balena	panca
medusa	conchiglia	duttile	golina	arca
fiore	bidone	balena	quinto	balena




In questo elenco cerchia le parole:

panca - treno

banca	treno	sedia	bici	biglietto
treno	parco	anca	palla	barca
tre	trento	treno	panca	ferrovia
panca	treno	fieno	erba	panca
banco	pancā	balla	pancia	salta
bambola	pino	giostra	vacanza	valle
dondolo	panchina	viaggio	sabato	trespolo
parco	tredici	panca	trenino	pustola
trentino	panca	dentista	treno	treno
pantofole	crema	panca	panca	trema



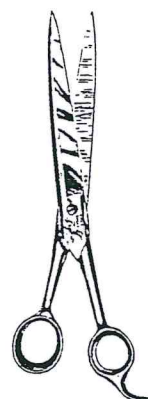
In questo elenco cerca la parola



SCALA	SCIALLE	MURATORE	SCIAME
SCIARE	CALARE	SCALARE	SCHIAVO
CASCATA	LASCIA	SCALA	SCALA
LISCA	SCADE	SCUDO	SCALA



In questo elenco cerca la parola



punta	forbici	forme	forcine
forbici	forbici	ordini	obici
codici	fortino	forno	tondino
porcile	quattordici	forbici	torbido
forbici	porfido	furbi	quarto

In questo elenco cerchia la parola



SECCHIO

SENSI

SECCO

BECCO

ACQUA

OCCHIO

SECCHIO

SECCHIO

ORECCHIO

ZECCA

ROSICCHIA

PICCHIO

SECOLO

TESCHIO

LISCA

CERCHIO

SENTIRE

SECCHIO

SECCHIO

BECCHIME

SEMOLA

SEDILE

TREMO

ZUCCHINA

SECCHIO

ZUCCA

MUCCA

SECCHIO



In questo elenco cerchi la parola



anello

anulare

agnello

anello

pannello

rabbino

prato

ancella

andare

lana

anello

anello

angelo

anello

nettuno

amuleto

alleno

anello

netto

collana

brina

avello

appello

vello

anello

saltello

anello

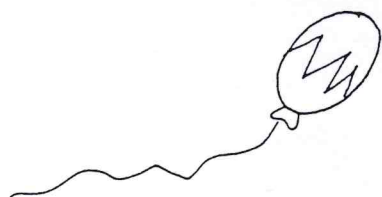
bello

IL PALLONCINO DI PAOLO


RIQUADRA PA - PE - PI - PO - PU.
RISCRIVI SOTTO LA FRASE.



IL FILO SI ROMPE.



IL PALLONCINO SI ALLONTANA.




DIVENTA UN PUNTO NEL CIELO.




POVERO PAOLO, ORA PIANGE.

Quante volte è scritta la parola «TAVOLO»? E la parola «PIPA»? E la parola «SUL»? (...)




SUL TAVOLO
UNA PIPA
LA CASA

L'insegnante inviti il bambino ad osservare le due direzioni di scrittura in orizzontale ed in verticale e faccia in modo che il bambino osservi ora l'una, ora l'altra (ci si può aiutare con un foglio in cui è stata fatta una finestrella).



L	A	C	A	S	A
A		A			
		S			
C	A	S	A		
A					
S					
C	A	S	A		



T	A	V	O	L	O
A					
V					
O					
L					
O					



Quante volte è scritta la parola «CUCCIA»? E la parola «CANE»? E la parola «FIORE»? (...)



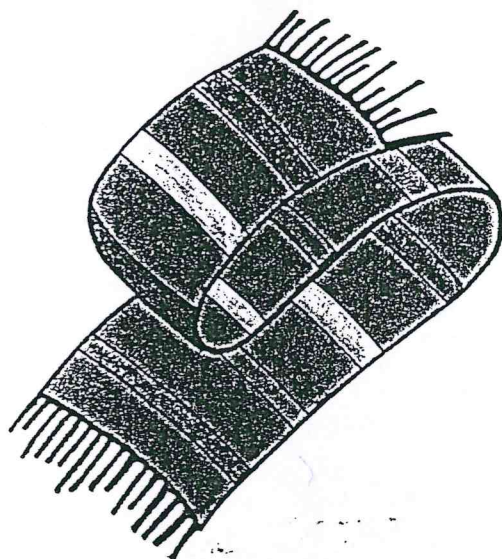
LA CUCCIA DEL CANE




LA CUCCIA DEL CANE
SUL TAVOLO UNA PIPA
LA CASA DEL CANE
SUL TAVOLO UN FIORE
LA CASA DEL FIORE
LA PIPA SUL TAVOLO



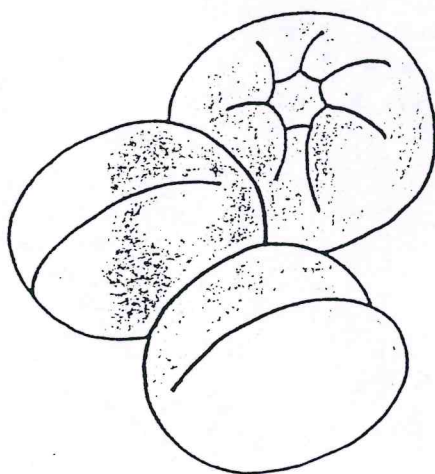
Confronta le coppie di parole e colora i pezzi uguali.



s c i a r p a



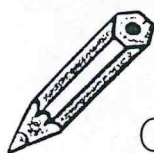
m u c c a




p a n e



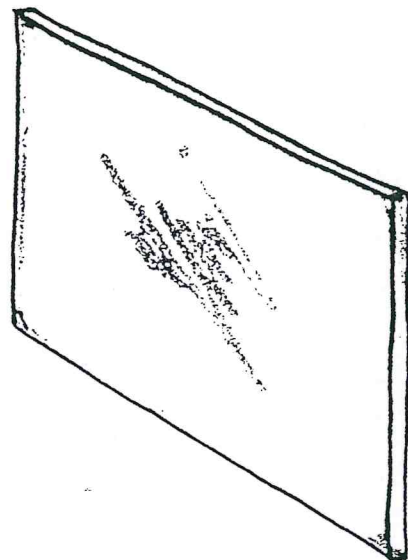
c a s a



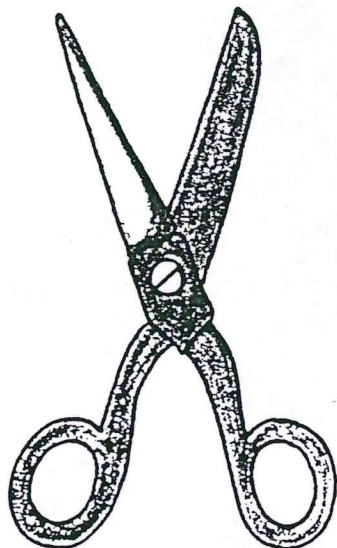
Confronta le coppie di parole e colora i pezzi uguali.



b i c i c l e t t a



v e t r o



f o r b i c i

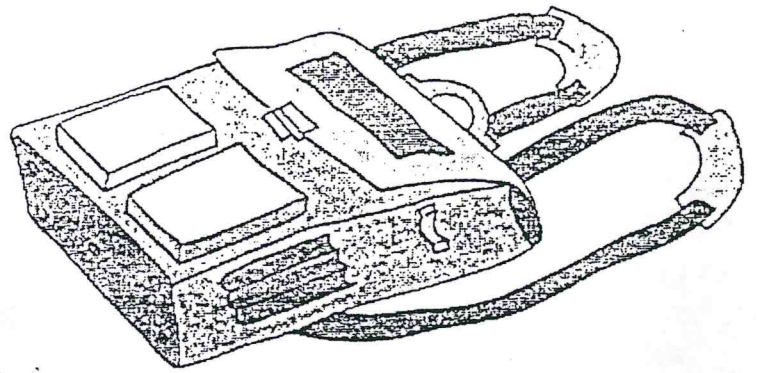


n e v e



Collega i nomi agli oggetti corrispondenti

La cartella
di Tino.



Nella cartella di Tino ci sono tante
cose:

astuccio

forbici


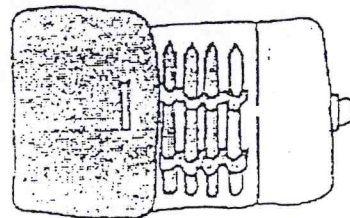
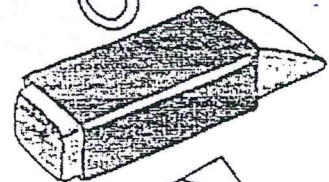
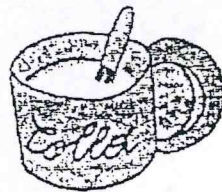
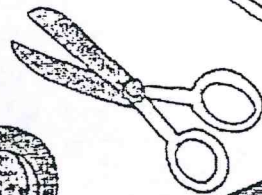


quaderno

colori

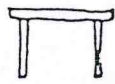
libro

colla

gomma



S
L
TAVOLO
UNA
PIPA



L
A
CACCIA
DEL
CANE





U
N
A
FLORE
S
P
RATO




U
N
A
ROZ
Z
O
L
E
M
Z
O
D
O



U
N
A
GALLO
E
DUE
C
O
C
C
H
E



Esercizi di lettura in verticale.



C
A
S
A



P
-
P
A



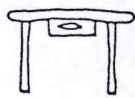
C
U
C
C
-
A



P
R
A
T
O




O
C
C
H
E




T
A
V
O
L
O



F
-
O
R
E



C
A
N
E



G
A
L
L
O



N
-
D
O



SCRIVI LE PAROLE NELLE CASELLE LEGGI LA COLONNA NERA (SORPRESA)

- 1 BARCA
- 2 OCA
- 3 CANE
- 4 ARANCIA

1							
2							
3							
4							

RISCRIVI LA PAROLA


--	--	--	--

- 1 VANGA
- 2 CASA
- 3 TORTA
- 4 VENTO
- 5 TAVOLO

1							
2							
3							
4							
5							

RISCRIVI LA PAROLA

--	--	--	--



Scrivi le parole nelle caselle
(una lettera per ogni quadratino).

bambino



b						
---	--	--	--	--	--	--

rana

--	--	--	--

torta



				a
--	--	--	--	---

vento

--	--	--	--	--

lana



		n	
--	--	---	--

gatto



		t		
--	--	---	--	--

salute

--	--	--	--	--	--

dito

--	--	--	--



Scrivi le parole nelle caselle
(dalla più corta alla più lunga).

elefante

palla

oca

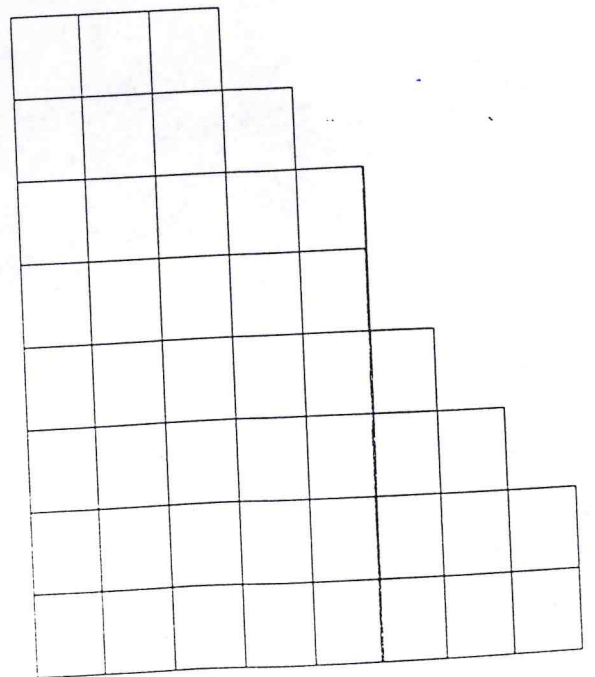
naso

telefono

limone

arancia

borsa





Metti le parole nelle caselle corrispondenti.

--	--	--	--	--	--	--	--	--	--	--	--

--	--	--	--	--

--	--	--	--	--	--	--

--	--	--	--

--	--	--	--	--


--	--	--	--	--	--	--	--	--	--

palla - costruzioni - robot

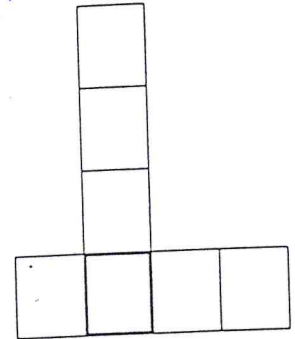
bambola - lego - bicicletta



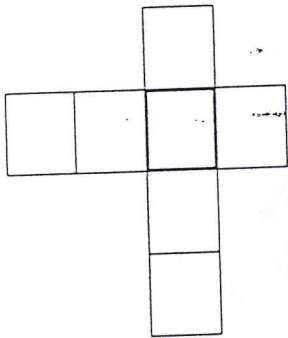
Gioco degli incroci. Scrivi le parole nelle caselle.



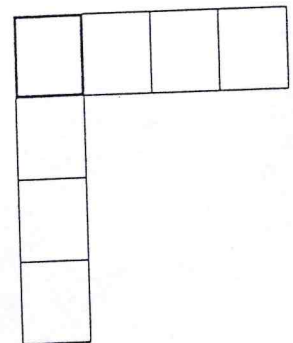
mare-rana



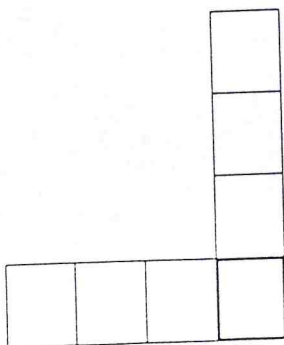
nave-vela



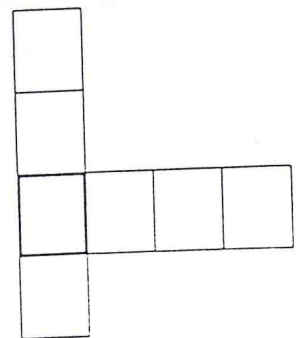
pera-orso



lago-luna



toro-tino



orco-casa

CERCHIA LA PAROLA UGUALE A QUELLA NEL RIQUADRO

RANA

RAPA

RANA

RATA

RANE

RAMO

COMPLETA LE PAROLE

RA__A

__A__A

R__NA

RAN__

PALLA

PANCA

PALLE

PASTO

PASTA

PALLA

PAL__A

__ALLA

P__LLA

PALL__

 Cerchia la parola uguale a quella nel riquadro

topo

toro

tono

topo

topa

topi

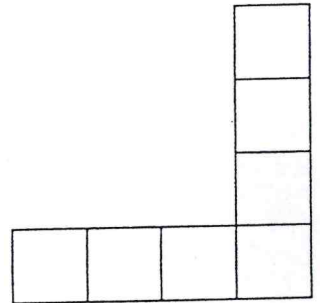
 Completa la parola

t _ _ p o

_ _ o p o

_ _ o _ _ o

t o p _ _



casa

cane

caro

casa

cala

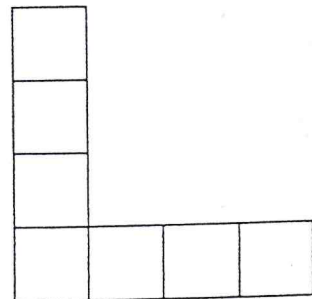
cado

c _ _ s a



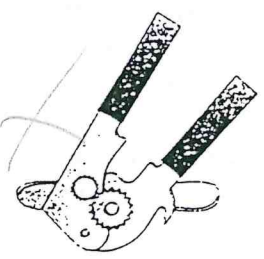

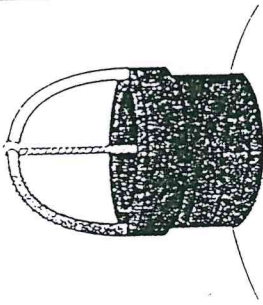




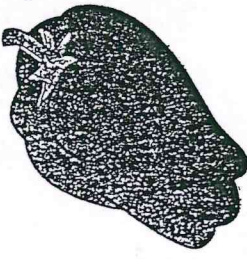
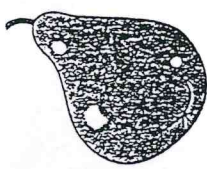
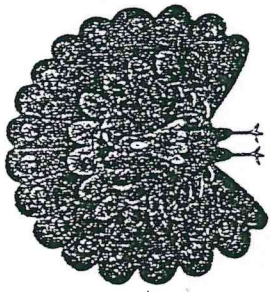



_ _ a s a

_ _ a _ _ a


c a s _ _




UN BASTIMENTO CARICO DI... PA, PE, PI, PO, PU, AP
















UN BASTIMENTO CARICO DI...
TA, TE, TI, TO, TU, AT









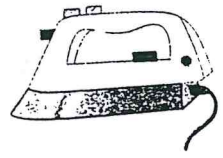

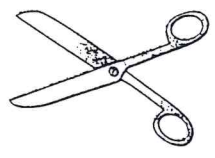






UN BASTIMENTO CARICO DI... RA, RE, RI, RO, RU, OR, AR



UN BASTIMENTO CARICO DI... TA, TE, TI, TO, TU, AT














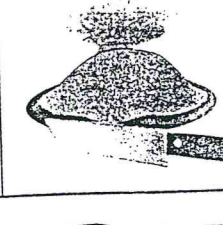
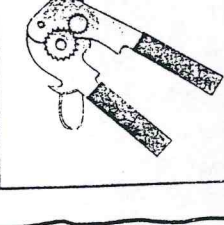
				
				
				

UN BASTIMENTO CARICO DI... FA, FE, FI, FO, FU


				
				
				

UN BASTIMENTO CARICO DI...

PA, PE, PI, PO, PU, AP

UN BASTIMENTO CARICO DI...
FA, FE, FI, FO, FU



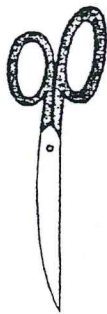


TROVA IL NOME DELL'OGGETTO E COMPLETA LA PAROLA




SCALE
SCARPE
CARPA

SCA _____



FORBICI
FURBO
FORCA

FO _____



BERRETTO
BELLINO
BARRITO

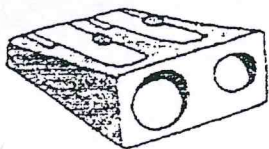
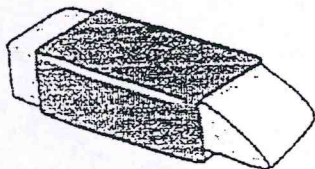

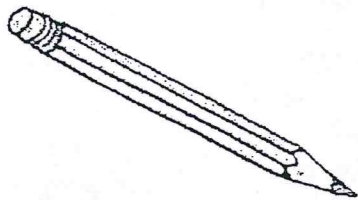
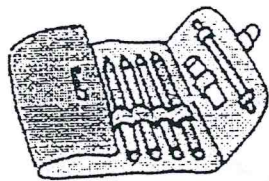
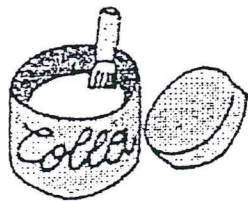
BE _____



CHIAVE
CHIDO
ARCHI

CHI _____

Trova il nome dell'oggetto e completa la parola



ciliegia

colla

co

collana

astuccio

ape

as

albero

mamma

mestolo

ma

matita

ladro

libro

li

lana

giglio

gente

go

gomma


telaio

temperino te

tovaglia

C O G

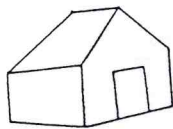
FORMA LE PAROLE SCEGLIENDO LE LETTERE GIUSTE E RISCRIVILE.
CANCELLA L'INTRUSA!

A O G ~~C~~ 

A	G	O
---	---	---

G C N A E

--	--	--	--




C G S A A

--	--	--	--



M C G A O

--	--	--	--



O A G C

--	--	--




U F G O C

--	--	--	--


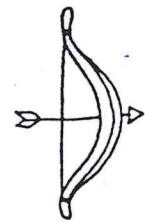


COMPLETA IL CRUCIVERBA. RIPASSA IN VERDE LE **C** E IN ARANCIONE LE **G** CHE INCONTRERAI.




→

C	A	N	G	U	R	O
----------	---	---	----------	---	---	---



→

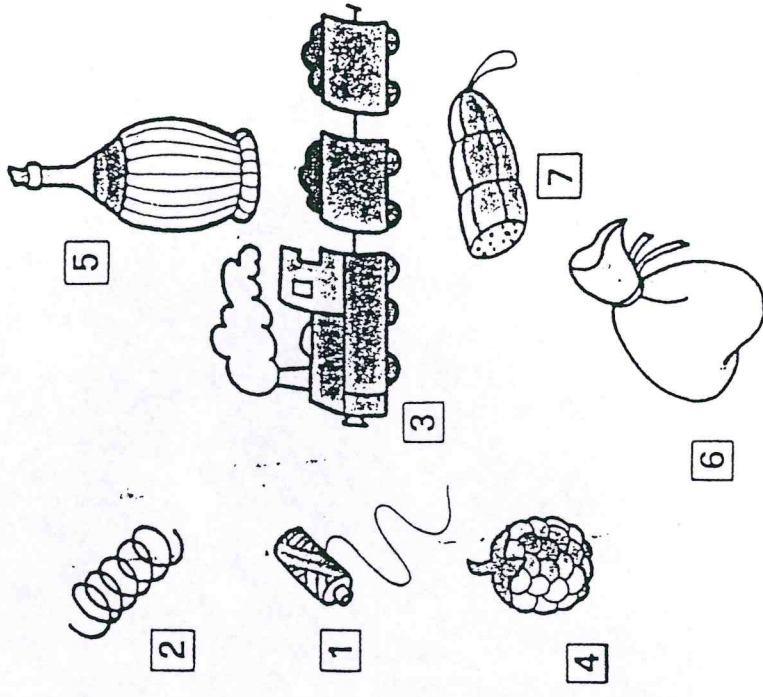

--	--	--	--	--	--	--	--



→

--	--	--	--	--	--

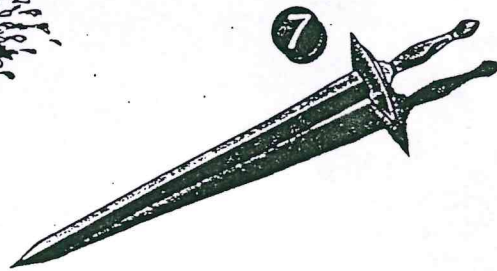

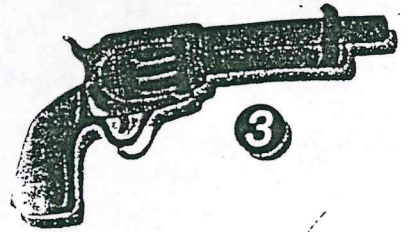
Completare il cruciverba; leggere e trascrivere il nome dell'animale che risulta nella colonna con i bordi rossi.



È UNA


--	--	--	--	--	--	--

Completa il cruciverba.

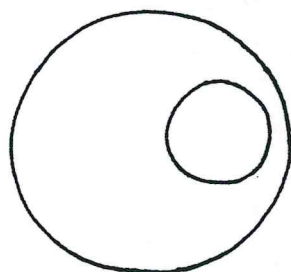


L'insegnante informi il bambino che sono state inventate delle figure strane alle quali è stato assegnato un nome pure strano.

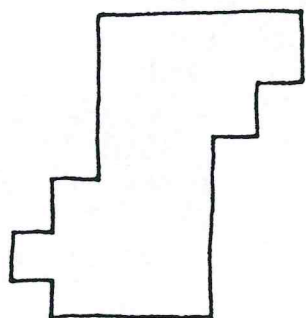
Impara il nome di ogni figura




RACI



BLOB



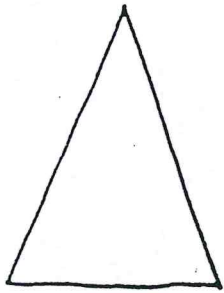


TRIN

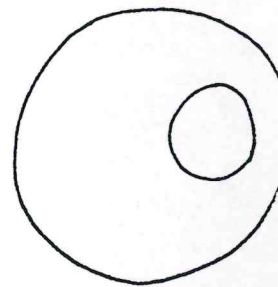
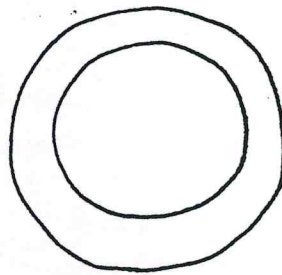
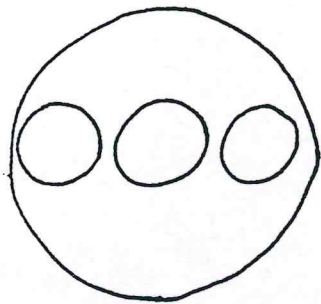


CLAC

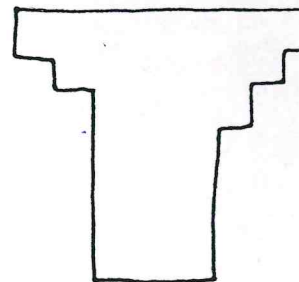
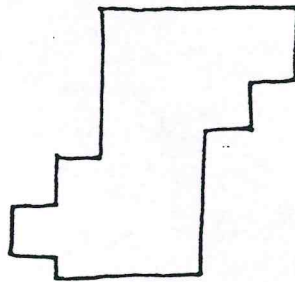
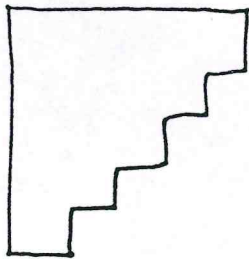
L'insegnante inviti il bambino a riconoscere in ogni serie la figura presentata nella scheda precedente.





Trova RACI



Indica quale figura è BLOB



Indica quale di queste figure si chiama TRIN




Indica quale di queste figure è CLAC


L'insegnante informi il bambino che sono state inventate delle figure strane alle quali è stato assegnato un nome pure strano.



MALUMA





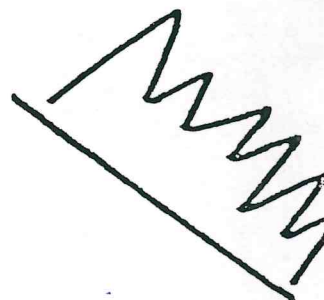



TAKETE




BIROCCO

L'insegnante inviti il bambino a riconoscere in ogni serie la figura presentata nella scheda precedente.

Fa una croce rossa su TAKETE, una croce gialla su MALUMA e una croce viola su BIROCCO




L'insegnante informi il bambino che sono state inventate delle figure strane alle quali è stato assegnato un nome pure strano.



LUTAMA





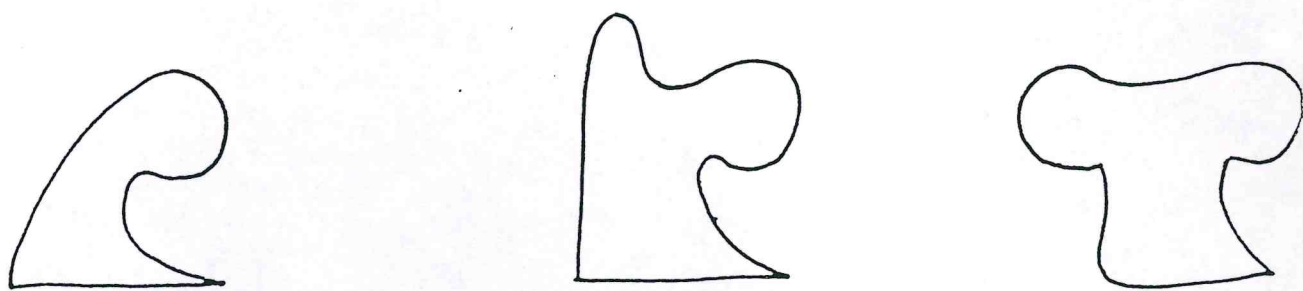
PASUCO





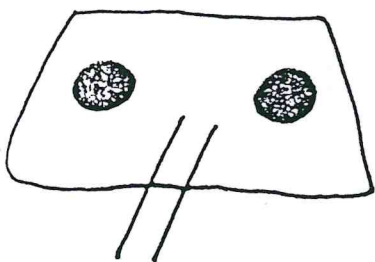



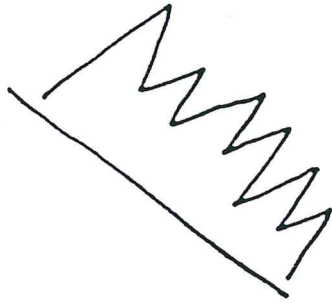

RAMDAM

L'insegnante inviti il bambino a riconoscere in ogni serie la figura presentata nella scheda precedente.


Fa una croce blu su RAMDAM, una croce gialla su PASUCO e una croce viola su LUTAMA



Ora ti chiederemo di leggere queste figure di cui hai imparato il nome




L'insegnante informi il bambino che sono state inventate delle figure strane alle quali è stato assegnato un nome pure strano.



STACICO








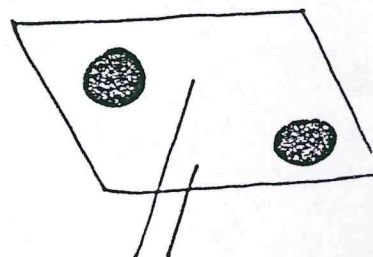
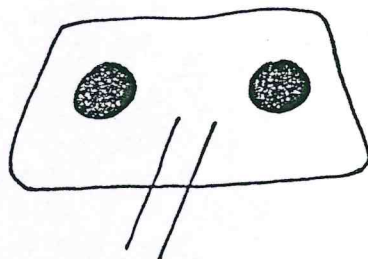
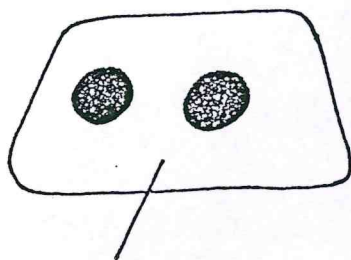
CRATIME




LITRACO

L'insegnante inviti il bambino a riconoscere in ogni serie la figura presentata nella scheda precedente.

Fa una croce rossa su STACICO, una croce blu su LITRACO e una croce gialla su CRATIME



ATTENTI ALLA LETTERA NASCOSTA




--	--	--	--	--	--



--	--	--	--	--	--	--	--



--	--	--	--	--



--	--	--	--	--



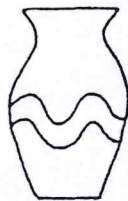
--	--	--	--	--	--	--	--

GIOCA A CAMBIARE - 2 -

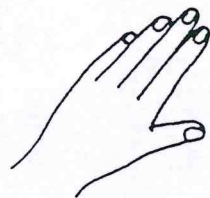
GUARDA I DISEGNI E INSERISCI LA LETTERA CHE MANCA ALL'INIZIO DELLA PAROLA.




INO



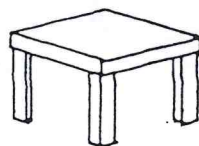

ASO




ANO



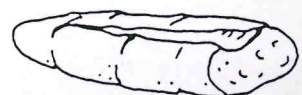
ORTA



AVOLO


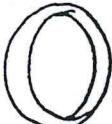





ANE



FA - FE - FI - FO - FU

COMPLETA.

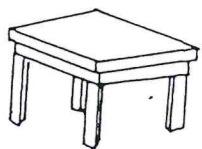
F	A	→	FA fa			TA
	E	→	_____ _____			DE
	I	→	_____ _____			CO
	O	→	_____ _____			GLIA
	U	→	_____ _____			NE
						ne

RISCRIVI.

F	I																			
F	E																			
F	I																			
F	O																			
F	U																			
F	I	F																		
f		f																		

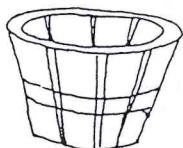
TA - TE - TI - TO - TU

CERCHIA TA - TE - TI - TO - TU E RISCRIVI LE PAROLE.




TAVOLO _____

tavolo _____




TINO _____

tino _____




TOPO _____

topo _____



TELEFONO _____

telefono _____



TULIPANO _____

tulipano _____

COMPLETA.

TA

TE

TI

TO

TU

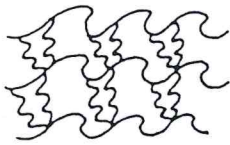
t t

t t

RA - RE - RI - RO - RU

CERCHIA NELLE PAROLE RA - RE - RI - RO - RU.

MARE



PERA



ROSA



REMO



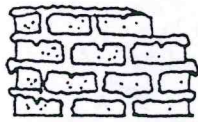
CAROTA



RISO




MURO



FIORE



RAMO



REGALO



RUBINO



RISCRIVI.

RA

RE

RI

RO

RU

R R

r r

SILLABE - SILLABE

IN OGNI CASETTA MANCA UNA SILLABA PER COMPLETARE LE PAROLE. SCOPRILA E SCRIVILA NEL TETTO.

_ _	_ _	_ _					
	SA	TAM BU			VO LO		
LU MA		FA		ZE			
O		CO		NA	MA TI		
	NE		MA		NA		
	PRA	TO		PE		LO	
VUL		NO	AL BE		PA		
	MI NO	PA		LA	BI BI		

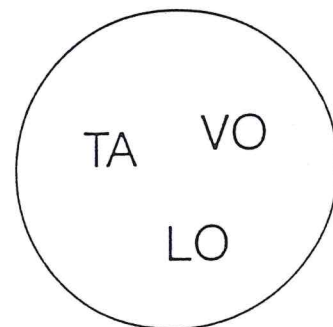
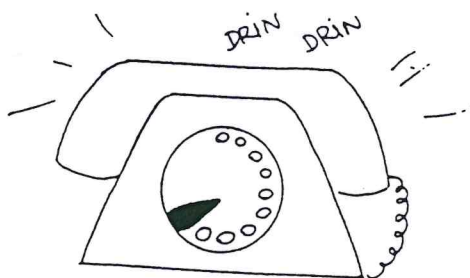
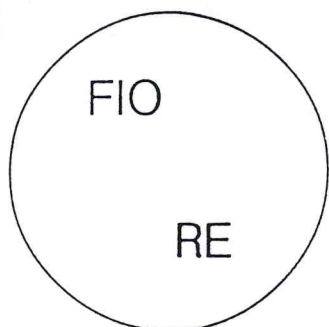
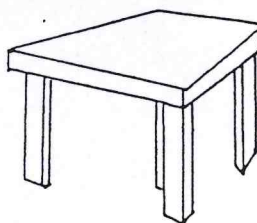
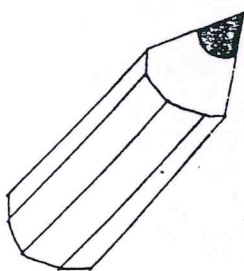
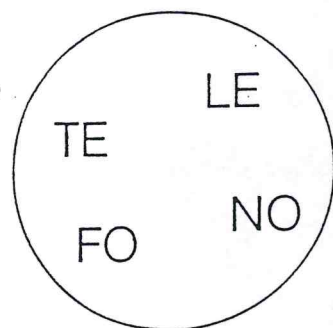

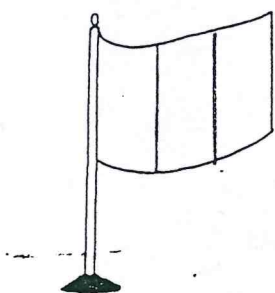
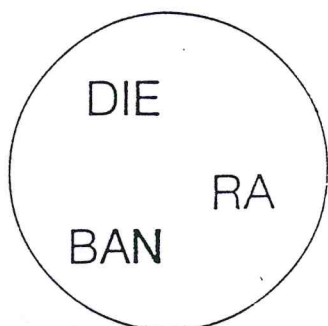
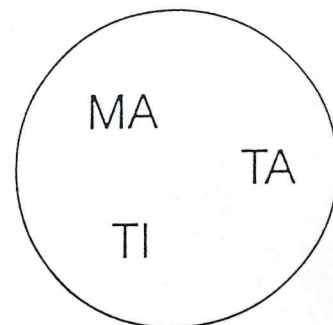

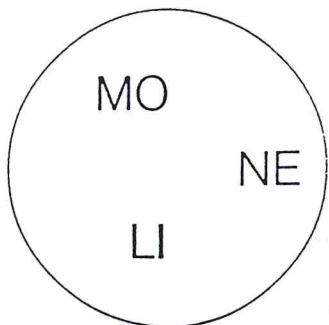


LE TRE SILLABE TI DICONO QUALE CIBO PIACE AL CONIGLIETTO.

È LA _____

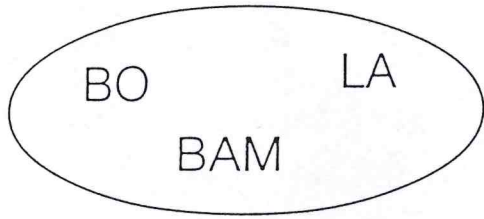
PAROLE IN SILLABE

UNISCI LE PAROLE IN SILLABE AI DISEGNI CORRISPONDENTI.
SCRIVI SOTTO LE PAROLE INTERE.

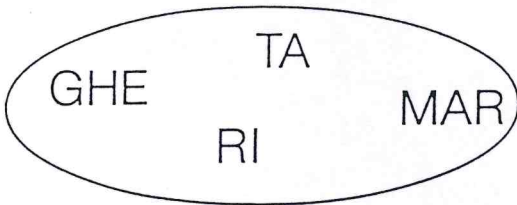


ANCORA PAROLE IN SILLABE

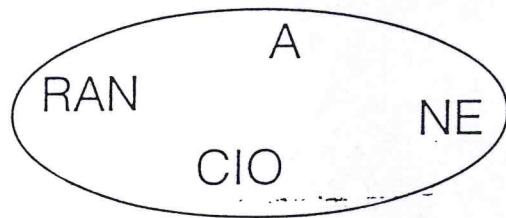
RIORDINA LE SILLABE E SCRIVI I NOMI.



È un giocattolo: _____

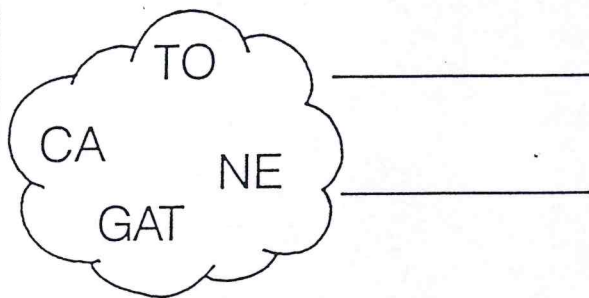


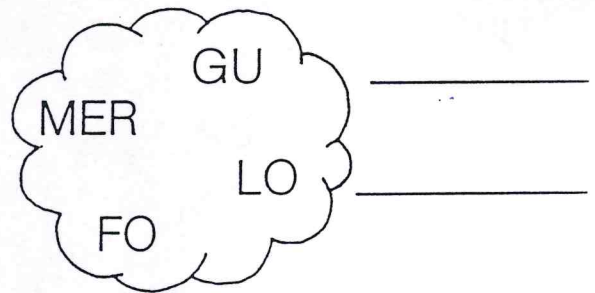
È un fiore: _____

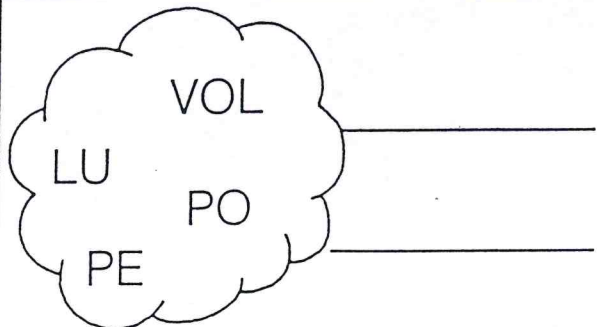


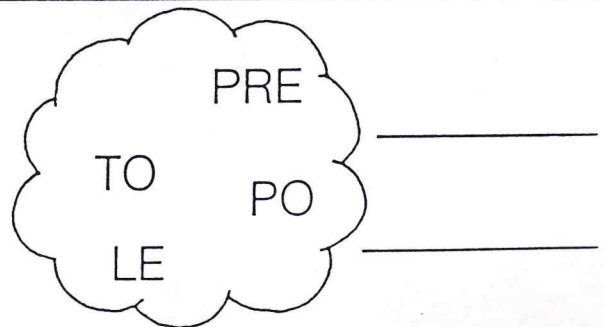
È un colore: _____

PIÙ DIFFICILE! TROVA DUE ANIMALI IN OGNI NUVOLETTA.



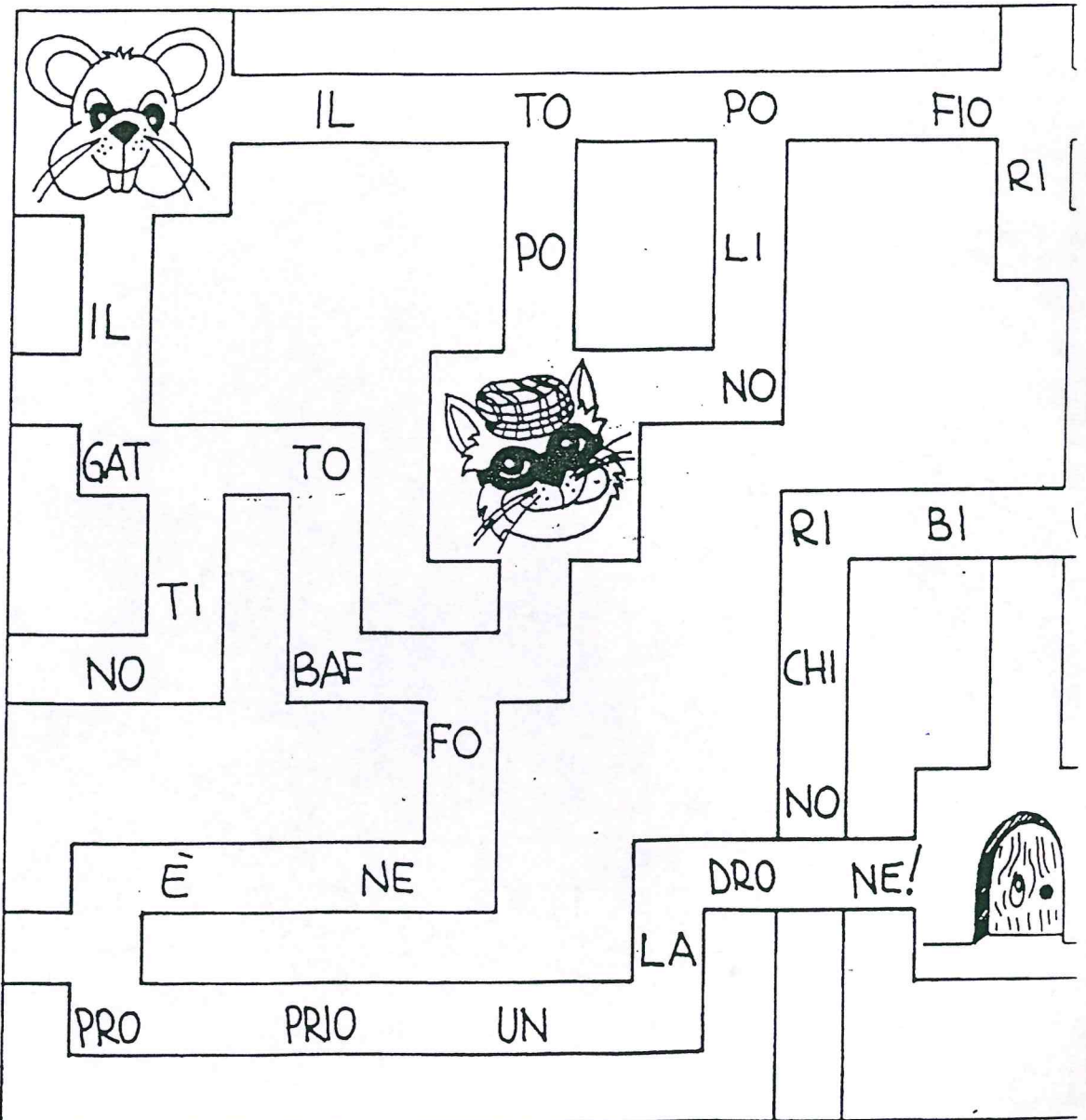






IL MESSAGGIO NASCOSTO

IL TOPO FIORINO VUOLE TORNARE AL SUO BUCO, MA DEVE EVITARE IL GATTO BAFFONE.
 SOLO UNA STRADA LO PORTA ALLA SALVEZZA. COLORALA.
 SU QUESTA STRADA C'È SCRITTO UN MESSAGGIO.



ORA RACCOGLI IN ORDINE TUTTE LE SILLABE CHE FIORINO HA CONTRATO PER STRADA E SCRIVI QUI SOTTO IL MESSAGGIO.

SCRIVERE LA PAROLA OTTENUTA
CAMBIANDO LA SILLABA INDICATA

IL GAMBIA SILLABE FINALE

NASO



NAVE

NOVE



SCRIVERE LA PAROLA OTTENUTA
CAMBIANDO LA SILLABA INDICATA

IL CAMBIA SILLABE INIZIALE

MELA





VASO



SCRIVERE LA PAROLA OTTENUTA
CAMBIANDO LA SILLABA INDICATA

IL CAMBIA SILLABE INZIALE

LUNA →  → LANA

TINO →  →

Comporre le parole, usando le sillabe inserite nelle forme uguali, e scriverle nelle caselle distinte dalla stessa forma.

FO (rectangle) FUO (circle) LE (rectangle) ME (triangle) CO (circle) NO (rectangle) FA (diamond) CA (rectangle) FO (rectangle) FA (diamond)

FA (triangle) TE (rectangle) RO (diamond)

●

--	--	--	--	--

 ■

--	--	--	--	--

▲

--	--	--	--	--

 ◆

--	--	--	--	--

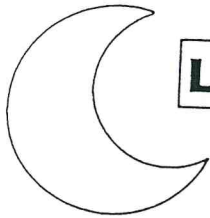
■

--	--	--	--	--	--	--	--	--	--

PAROLIAMO

FORMA NUOVE PAROLE. I DISEGNI TI AIUTERANNO A LEGGERLE.

LU ME **NA** VE



LU **NA**

FA RO

TA VO LO

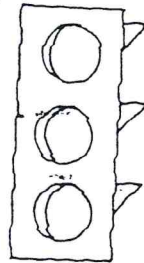


SE ME

MA RE


FO GLIA

RO BOT



VE **LE** NO


TE **SO** RO



PE **TA** LO

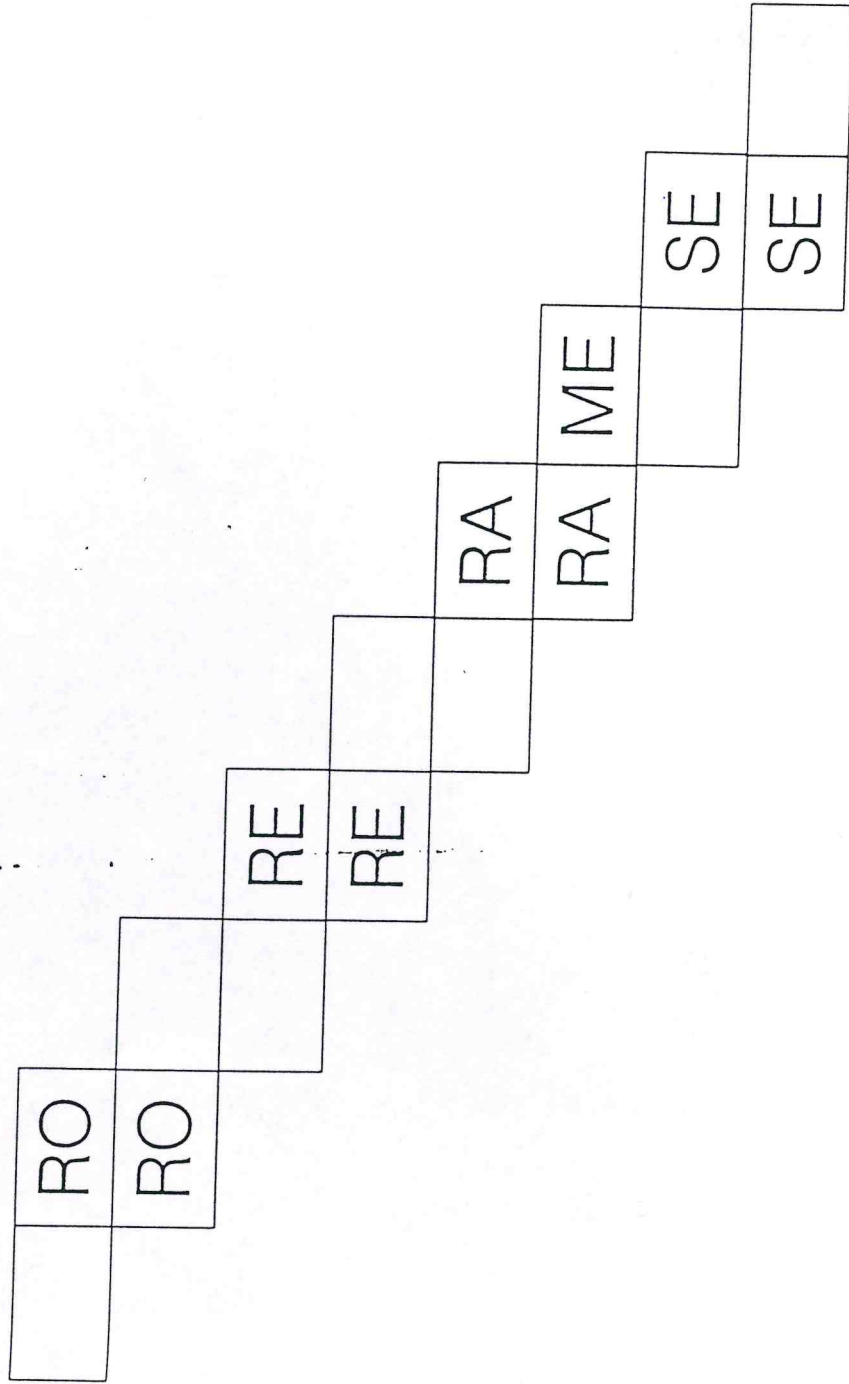
CA **VO** LO

CO **LO** RE



Completare le parole con le sillabe campione e leggere.

MA ME MI MO MU





Scrivi le parole possibili.

ca - ne _____

- da

pal - la _____

- ne

me - ro _____

- la

da - po _____

- do







Forma le parole possibili e disegna le figure.


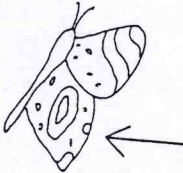

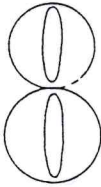
mo
ra la ca
na





ro
bi no fo
ci

PAROLE NASCOSTE

CON LA LETTERA FINALE DI UNA PAROLA INIZIA QUELLA SEGUENTE.
CONTINUA LA CATENA.

 ORSO →	 OCA	 _____	 _____
---	---	---	--

 ERBA →	 ALA	 _____	 _____
---	--	--	---




 PIEDE →	 _____	 _____	 _____
--	--	---	--

IN OGNI RIGA C'È IL NOME DI UN ANIMALE. COLORALO E RISCRIVILO
A FIANCO. LE LETTERE NON COLORATE TI DARANNO IL NOME DI UN
ALTRO ANIMALE A SORPRESA.







T	P	I	I	G	R	E
N	L	E	G	O	N	E
G	U	A	T	T	O	I
N	O	V	O	L	P	E

L'animale nascosto è il _____

IL GIOCO DELLE PAROLE

GIOCA USANDO UN DADO  E DEI SEGNALINI 
 QUANDO CAPITI NELLA CASELLA CON LE LETTERE FORMA
 UNA PAROLA. SE NON CI RIESCI TORNA AL PUNTO DI PARTENZA.
 SE CAPITI NELLA CASELLA CON IL SOLE,  STAI FERMO UN GIRC

➔

1	 2	D I	3	N O	4	
						6
R S	10 A	9	 8	T A	7	L G E
11						
 12	N A	13 L	14	P U N	15 A E	
						
T O	20 O	 19	18	S A	R O A C	17

C O G

COMPLETA CON LA LETTERA ESATTA **C O G**.

... ATTO

... OMMA

... ALLO

... AVOLO

... ESTO

PES ... A

STRE ... A

MANI ... O

... ORONA

... ASTELLO

... ELATO


... IRAFFA

PA ... INA

... AROTA


... AMINO

OSSERVA I DISEGNI E COMPLETA.



B	A	N	A	N	A
P	A			N	O
				T	O
		T	E		
B	E				
		T	A		

NELLE CASELLE COLORATE COMPARE IL NOME DI UN ANIMALE A SORPRESA. DISEGNALO SOTTO INSIEME AI SUOI AMICI.



B o P

COMPLETA LE PAROLE CON B O P.



___INO



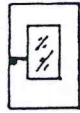
___OCCA



___ORSA



___ARCA



___ORTA



___ERA



___ALLA



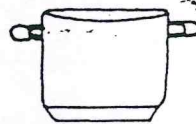
___ONTE



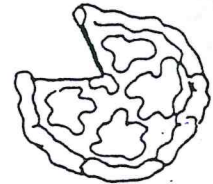
___OLLO

COMPLETA LE PAROLE E COLLEGALE CON UNA FRECCIA AI DISEGNI CORRISPONDENTI. SCRIVI LE **P** IN ROSSO E LE **B** IN BLU.


___IZZA



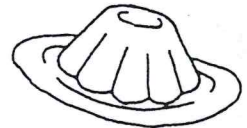
___IRRA




___ENTOLA



___OSCO



___UDINO



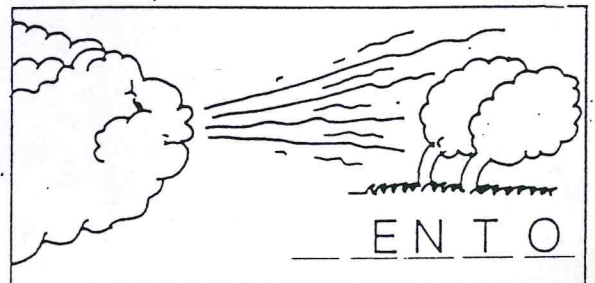
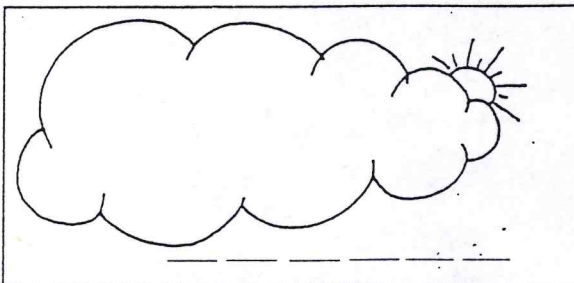






___UGILE



___IRILLI

F O V

COMPLETA LE PAROLE CON **F** O **V**.
ATTENTO, ALCUNE DEVI SCRIVERLE PER INTERO.
RIPASSA LE **F** IN ROSSO, LE **V** IN BLU.



RICOPIA QUI SOTTO LE PAROLE.

L O R


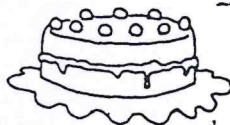
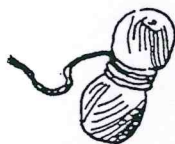

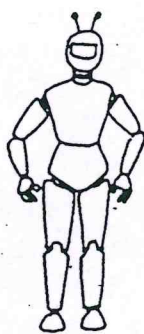
LEGGI E COLLEGA OGNI PAROLA ALL'IMMAGINE CORRISPONDENTE.
CIRCONDA DI BLU LE **L** E DI ROSSO LE **R**.

LANA

FARO

TORTA

SOLE




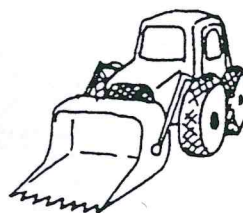
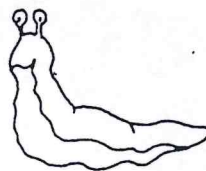


ROBOT

LIBRO

RADIO

LEPRE

SCRIVI I NOMI CHE INIZIANO CON **L** O CON **R** NELLA RIGA GIUSTA.

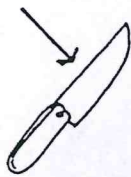
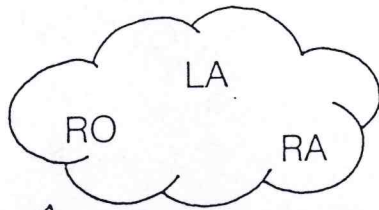


L: lumaca - _____

R : rosa - _____

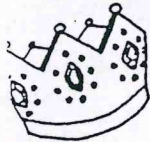
L O R

EGLI LA SILLABA ADATTA TRA QUELLE CHE STANNO SULLE NUVOLE
COMPLETA LE PAROLE.



___ MA

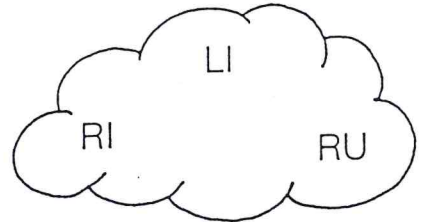
PE ___



CO ___ NA



VE ___



___ BRO



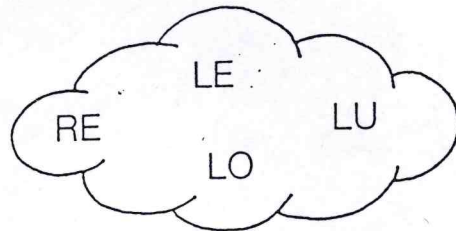
FIO ___



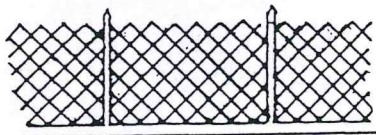
___ SPA



E ___ CA




SA ___



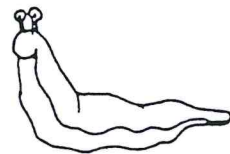
___ TE



___ MACA





PETA ___



M O N



COMPLETA LE PAROLE CON **M O N** E COLLEGALE CON UNA FRECCIA AI DISEGNI CORRISPONDENTI.

... URO



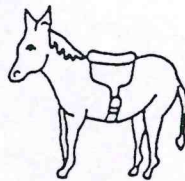
... IDO

... AVE



... ONTE

... ATITA



... EVE

... UVOLA




... ULO

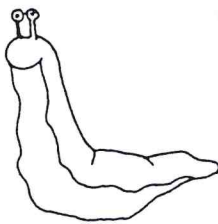
COLORA IN OGNI SCHEMA LE LETTERE DELL'ANIMALE DISEGNATO ACCANTO. IL PRIMO VALE COME ESEMPIO.



F	R	L	O
O	N	M	I
E	R	O	C
I	M	U	A



L	S	R	E
E	M	N	P
A	O	M	U
S	B	C	A



N	I	U	R
L	U	M	L
O	E	A	R
M	I	C	A




P	M	O	F
A	V	N	S
P	C	E	U
M	I	A	T

D o T


COMPLETA LE PAROLE CON **D** O **T** POI RICOPIALE SULLE LINEE.



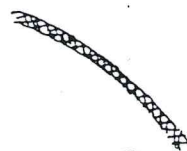
...AMA



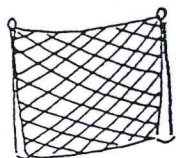
SOL... I



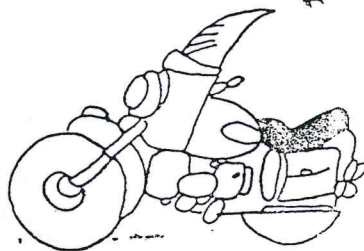
...UBO




COR... A



RE... E



MO... O



RA... IO




... UE



FA... À



... ISCO



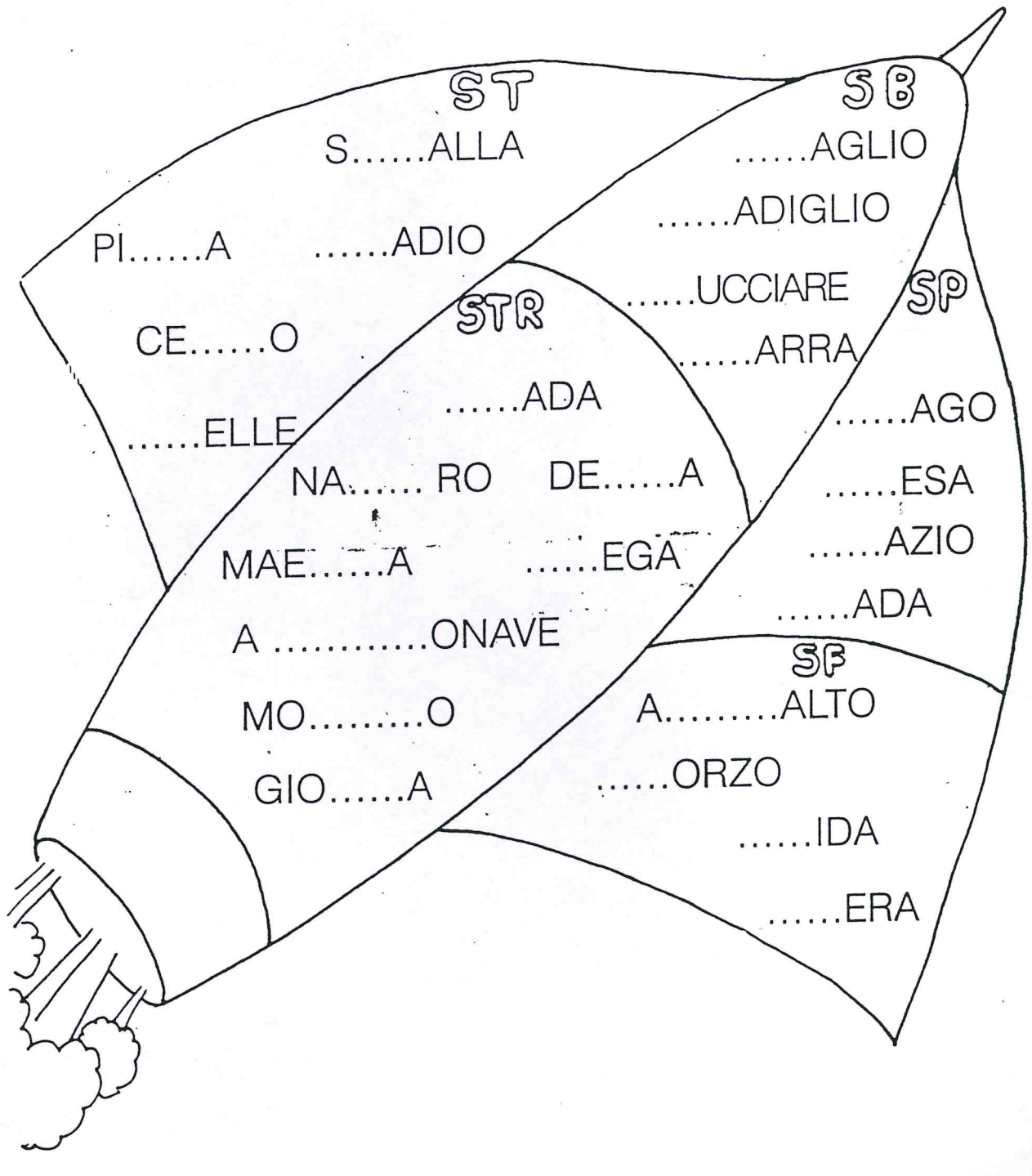
CO... A



AU... O

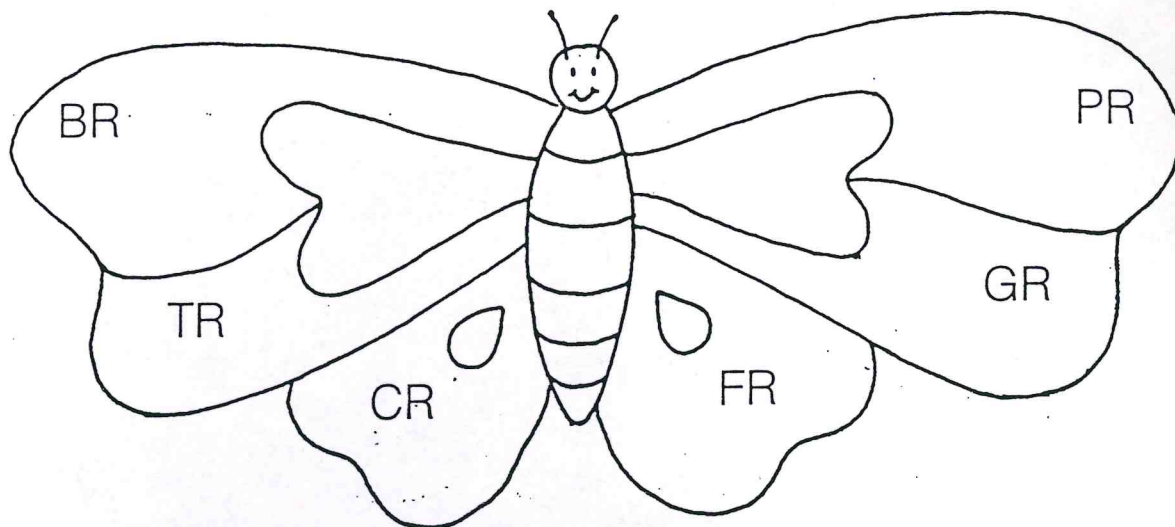
L'ASTRONAVE

QUESTA ASTRONAVE È FORMATA DA PAROLE DIFFICILI: SAI COMPLETARLE?



LA FARFALLA DELICATA

ANCHE LA FARFALLA SULLE ALI VUOLE SOLO PAROLE DIFFICILI.
COLLEGALE TU ALLA LORO ALA PREFERITA.



PREZZO

FRIGO

FRATE

GRANDE

PRANZO

OMBRA

MAGRO

MICROFONO

TRONCO

FRUTTO

CRAVATTA

TRAM

BRACCIO

PRATO

GROSSO

TROTA

ORA RICOPIA LE PAROLE NEL SETTORE ESATTO.

BR _____ _____ _____	CR _____ _____ _____	PR _____ _____ _____
TR _____ _____ _____	FR _____ _____ _____	GR _____ _____ _____

Il presente documento è tratto dal sito web “Documentaria” del Comune di Modena: <https://documentaria.comune.modena.it>

Titolo: Legge e scrive parole

Sottotitolo: Fase alfabetica, percorso n.3

Collocazione: LI 102



Comune di Modena



Copyright 2022 © Comune di Modena.

Tutti i diritti sono riservati.

Per informazioni scrivere a: memo@comune.modena.it